



CAR GAMES



Traveling with children can be fun...if they sleep all the way! Unfortunately, too many parents know the harrowing experience of trying to keep the kids entertained on long trips. So plan ahead...Take along a thermos of water and paper cups, snacks, a wash cloth and paper tissues. Surprise them with new picture books and magazines, or with new coloring books and crayons.

Here are a few games everyone can play which may help to make the time pass quickly..and let everyone arrive a little more relaxed:

I Spy:



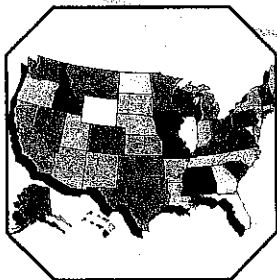
Pick out an object that everyone can see. Then give them a clue by saying, "I spy something ..." (Say its shape, color or size) The other players ask questions about what you see and you only answer with "yes" or "no". The first player who guesses right becomes the new spy.

License Plate Game:



Spot a license plate and call out the letters on it. Then everyone tries to come up with a different phrase using the letters in the order they appear on the license plate as the first letter of each word. For instance KEW could be "kit tens eating watermelon" or "kiss every warthog." When you can't think of any more look for another license plate.

50 States:



Planning a really long road trip? This game's for you. Before departure, each player makes a list of the 50 states. Once on the road, players try to spot license plates from all 50 states. When a player spots a plate from a certain state, he alone — and no one else — can mark it off. Plates with state slogans or symbols or from places that are hard to find on the mainland, such as Hawaii (unless you are in Hawaii, of course), and plates from other countries can be worth more points. The person with a final tally of the most states or the most points by the end of the trip wins.

CAR GAMES CONTINUED....

Twenty Questions:



Think of an object, it can be anything as long as it is general. The first question the players will ask is: "Is it classified as Animal, Vegetable, or Mineral", or you can do "Person, Place or Thing". The players can then ask anything they want about the object as long as you are able to answer "yes" or "no" to their question. They try to ask questions that will help them narrow down their ideas until they are able to guess the object. If they can do it in less than 20 questions, they win!


Going on a Picnic:



This game starts simply enough but quickly becomes complicated. One person starts by saying, "I'm going on a picnic and I'm bringing ____." The object he picks must start with the letter A. The 2nd player then says, "I'm going on a picnic and I'm bringing ____ (what the 1st player said) and ____ (an object starting with the letter B)."

As the game progresses, the participants run through the alphabet and the list of what's included in the picnic gets longer. A player left with the letter G might say, "I'm going on a picnic and I'm bringing apples, bananas, cookies, dishes, egg salad, fish, and graham crackers." Anyone who forgets an item is out of the game, and the last person who can complete a list without any mistakes wins.

The Alphabet Game:



Start with the letter "A" and find one on a sign, truck, building or license plate, say the word and then move on to the next letter. You can do this as a competition or together as a family for the younger beginning readers. The first one to get to the letter "Z" is the winner! Once a letter has been claimed other players cannot use the same object for that letter. Make it harder by limiting to only license plates or billboard signs.

